

Harmony F

1000W Halogen Fresnel Spot


The new, more compact, 1000W Fresnel Spot, the second workhorse of the professional theatre and large assembly halls but equally useful in small studios. The soft-edged beam is variable from a tight spot to a wide angle flood – light output easily outstrips larger units of the same power rating. The addition of a four door rotatable barndoor attachment allows the soft edges of the beam to be contained and roughly shaped.

This luminaire, together with others in the Harmony series, has a fully integrated housing of finned, extruded sides and interlocking pressure die-castings including internal colour runners. Rear grab handle is fitted as standard. The alloy fork is adjustable in height.

The Harmony series embody new safety features, but in such a way that these do not inhibit practicability. These include a power connector which automatically separates when the rear-hinged, full width internal access is opened, a safety bond anchorage on the housing, sprung safety clips over both the colour frame and the gate runners, and an integral 25mm mesh lens guard.

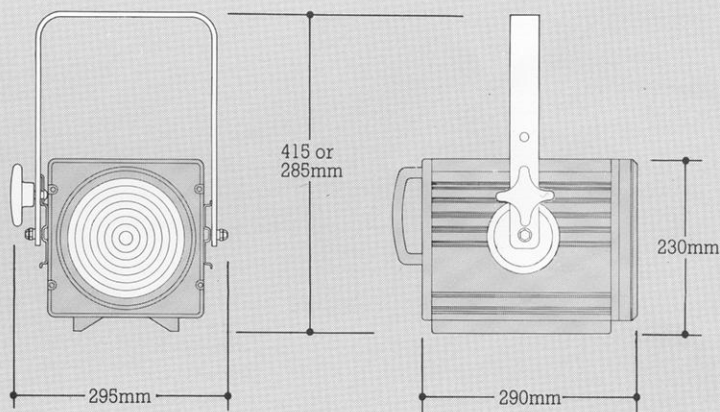
Order Codes

Harmony F Fresnel Spot including RSE/19 1000W 240v lamp, or RSE/70 1000W 220v lamp and 1.5m power cable (state 240 or 220v, and 15A, Schuko, or wire-ended cable)	22 512 0T
Additional RSE/19 1000W 240v lamp	34 219 0T
Additional RSE/19 1000W 220v lamp	34 219 18
Additional RSE/70 1000W 240v lamp	34 222 09
Additional RSE/70 1000W 220v lamp	34 222 17
Additional Class T/11 1000W 240v lamp	34 206 14
Additional 1.5m power cable, 15A 3-pin	35 002 01
Additional 1.5m power cable, Schuko	35 001 06
Additional 1.5m power cable, wire-ended	35 000 00



Rank Strand

22 512 0T



Dimensions

Scale 1:10

Weight

5.9 kg
Carton Size 54 × 38 × 43cm, 0.09m³
Packed weight 7.3 kg including lamp and power cable

Environment

IP.21 classification

Tilt

45° above horizontal to 90° below (vertical)

Performance

Typical performance, based upon 1000W 240v RSE/19 calibrated lamp, C13D biplane filament, 750 hour, 3000°K, 21,000 lm and

1000W 220v RSE/70 calibrated lamp, C13D biplane filament, 200 hour, 3200°K, 25,000 lm.

With integral 25mm mesh lens guard

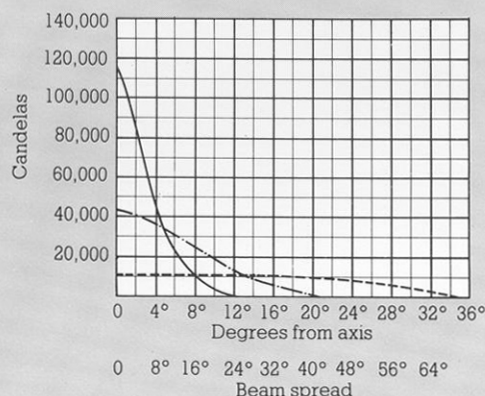
1/2 peak angle 7.5° spot to 55° flood

1/10 peak angle 14.5° spot to 65° flood

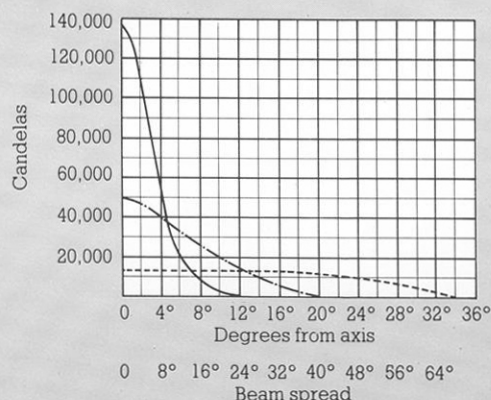
With RSE/19 lamp 112,000 peak candelas at spot variable to 10,250 peak candelas at flood

With RSE/70 lamp 136,000 peak candelas at spot variable to 13,000 peak candelas at flood

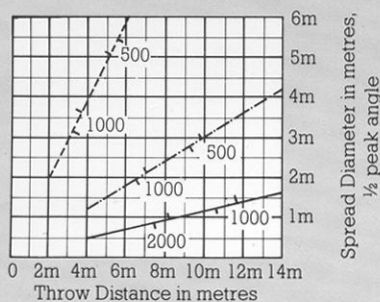
500W 240v
RSE/19 LAMP
with lens guard



1000W 220v
RSE/70 LAMP
with lens guard



— Spot
- - - Intermediate
..... Flood



The figures on the diagonal lines indicate the illumination value in lux at beam centre.



Rank Strand Harmony F

Specification

Housing

Extruded finned aluminium sides, and lampray hinge with interlocking pressure die-cast ends and internal colour runners, joined by machine thread screws, combining strength and rigidity with minimum weight but maximum heat dissipation. Lamphouse also with fully baffled multiple slots for additional convection ventilation. Anchorage provided for safety bond. Heat-insulated grab handle fitted to rear.

Fork

Aluminium alloy, reversible with 90mm dia. friction discs and heat-insulated handwheel for tilt lock, changeable to opposite side. Alternative shorter tilt pivot axis provided. Fork provided with DIN Platte fixing holes; centre threaded and supplied with M.10 bolt, washer and wingnut for compact suspension and swivel lock. Fitted with clip for power cable retention.

Lampholder

GX9.5 2-pin porcelain body with integral heat-sink fitted to extruded lampholder slide and wired direct to CEE.22 high temperature power connector.

Power Cable

1.5m long, 3 x 1.5mm² conductor toughened silicon rubber cable moulded to mating CEE.22 angled power socket. Other end of cable moulded to 15A 3-pin or Schuko plugtop, or open wire-ends (specify).

Internal Access

Rear-hinged lampray secured by single thumb fastener but, for maximum safety, power socket automatically disconnected before opening.

Lens

150mm diameter short-focus Fresnel lens, of borosilicate glass, recessed mounted with spring clips from within housing.

Reflector

115mm diameter spherical reflector of anodised aluminium, edge-masked with diaphragm.

Focusing Adjustment

Slide focus of lampholder, together with reflector, moved and locked by heat-insulated finger-grip knob fully recessed in lampray assembly.

Colour Runners

Pressure die-cast double runners, with spring safety clip, incorporated within front castings together with internal 25mm mesh lens guard. One 185mm square DIN-size colour frame with circular aperture supplied for thin-film 'Chromoid' colour filters or for non-saturated colours of 'Cinemoid' sheet. Front casting also has thread-inserts for add-on colour change accessories.

Finish

High temperature stoved black.

Lamps

1000W max. GX9.5 base, 55mm l.c.l. with 40mm max. dia. quartz envelope. Supplied with 240v RSE/19 or 220v RSE/70 lamp. For special applications different, but interchangeable lamps can be purchased.

Accessories

4-door Rotatable Barndoor	23 205 01
Additional 185mm ² Colour Frame	27 262 04
Colour Change Wheel, 24v	23 868 09
Semaphore Colour Change, 24v	23 781 00